



opc assessment

PRACTICE TESTS

Core Skills Spatial Reasoning Test (CoreS)

Free Sample v1.2

© Copyright 2023, OPC Assessment Ltd.

Any copying in whole or in part is not permitted.

These materials should only be printed once and should not be re-distributed otherwise it is an infringement of copyright and a criminal offence.

About the Core Skills Spatial Reasoning Test (CoreS)

The Core Skills Spatial Reasoning Test (CoreS) is designed to assess your spatial reasoning ability.

Improve your performance with the practice test

Research has shown that your score on a test is likely to improve if you practice. So if you spend some time practising with this practice test then you will help yourself to do your best.

How to complete the practice test


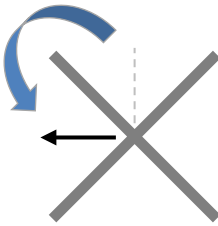
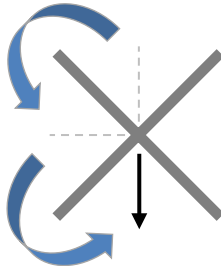
This practice test contains a number of images where you will be required to identify either:

- the correct **rotation** of a primary image; or,
- the correct **mirror reflection** of a primary image.

Rotational questions

You may be asked to mentally rotate the primary image 90 or 180 degrees. You may also be asked to rotate the image clockwise or anti-clockwise. The primary images will contain shapes. Once the primary image has been rotated, these shapes will have moved to different positions and be at a different angle. Please see below for some examples of the different types of rotations.

Remember: Rotating clockwise means the image will be rotating around in a typical forward motion, similar to that of a clock. Anti-clockwise means the image will be moving in reverse to the typical forward motion of a clock. Please look at the below example graphic.

<p>This primary image only contains one shape; an arrow pointing upwards in the top segment.</p> 	<p>A question that asks for a 90-degree anti-clockwise rotation of the primary image would look like this.</p> 	<p>A question that asks for a 180-degree rotation* of the primary image would look like this.</p> 
--	---	--

***Note: The questions requiring a 180-degree rotation will neither specify clockwise or anti-clockwise. This is because the answer will always be the same regardless of which way it is rotated.**



Mirror-image questions

You will need to identify which of four possible answers is the correct mirror reflection. In each of these questions the primary image will be accompanied with a mirror line. The mirror line will be next to the primary image and may be placed vertically or horizontally. You will need to mentally reflect the primary image based on where the mirror line is placed, in order to identify the correct reflection.

The primary images will contain shapes. Once you have figured out the correct mirror reflection, it is likely these shapes will appear in different positions compared to the primary image. Some shapes will also change the direction in which they face once reflected.

Final Instructions

There are 4 potential answers for each question labelled, A, B, C or D. You have to choose the answer you think is correct.

There are 8 questions in total. You can either:

- print this document out and mark your answers with a pen in the tick box next to your choice (A, B, C or D) for each question; or,
- work through the questions inside this PDF and mark your answers by clicking on the tick box next to your choice (A, B, C or D) for each question.

Remember:

- Work through the questions as quickly and accurately as you can.
- If you are not sure of an answer then select your best answer.
- You can use rough paper to make any notes.

Answers for the questions are given at the end of this document.

To start the practice test please go to the next page.



Questions

PRIMARY IMAGE

★	♥
☾	←

♥	←	♥	↓	☾	★	☾	★
★	☾	★	☾	↑	♥	←	♥

A B C D

1. Which of the four options given is a 90-degree clockwise rotation of the primary image?

- A.
- B.
- C.
- D.

PRIMARY IMAGE

■	⊙←
✈	🐾🐾

✈	🐾🐾	🐾🐾	✈	✈	🐾🐾	🐾🐾	✈
■	⊙←	⊙→	■	⊙←	■	⊙→	■





A B C D

















































2. Which of the four options given is a 180-degree rotation of the primary image?

- A.
- B.
- C.
- D.



PRIMARY IMAGE





	
	

















































<table border="1"> <tr> <td></td> <td></td> </tr> <tr> <td></td> <td></td> </tr> </table> <p>A</p>					<table border="1"> <tr> <td></td> <td></td> </tr> <tr> <td></td> <td></td> </tr> </table> <p>B</p>					<table border="1"> <tr> <td></td> <td></td> </tr> <tr> <td></td> <td></td> </tr> </table> <p>C</p>					<table border="1"> <tr> <td></td> <td></td> </tr> <tr> <td></td> <td></td> </tr> </table> <p>D</p>				
																			
																			
																			
																			
																			
																			
																			
																			

3. Which of the four options given is a 90-degree anti-clockwise rotation of the primary image?

- A.
- B.
- C.
- D.

PRIMARY IMAGE

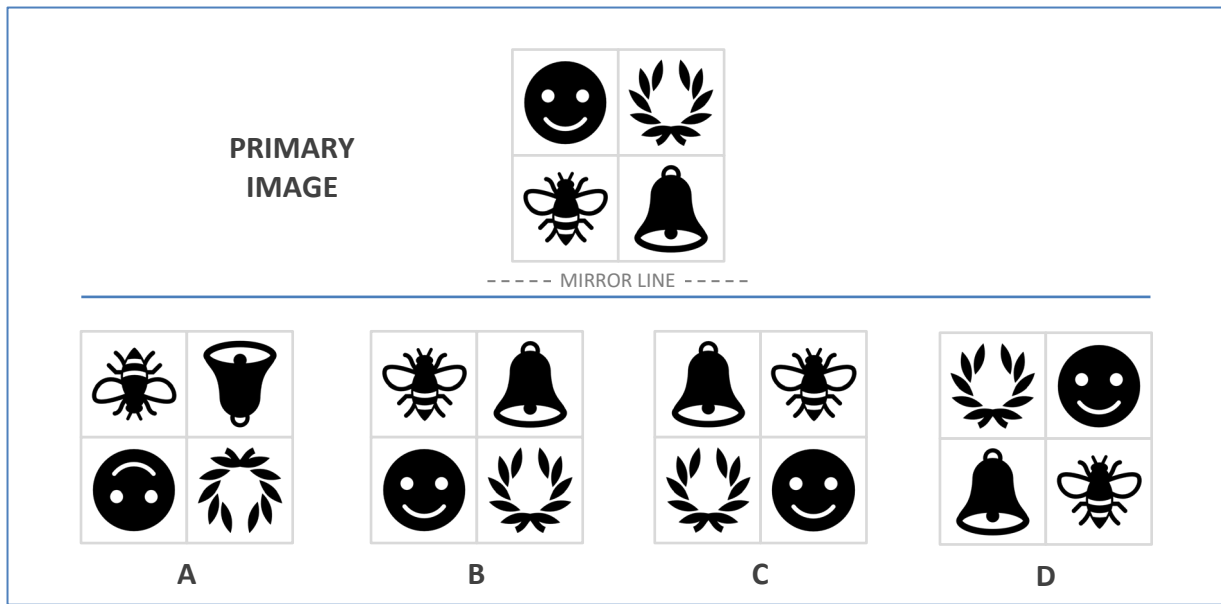
	
	

<table border="1"> <tr> <td></td> <td></td> </tr> <tr> <td></td> <td></td> </tr> </table> <p>A</p>					<table border="1"> <tr> <td></td> <td></td> </tr> <tr> <td></td> <td></td> </tr> </table> <p>B</p>					<table border="1"> <tr> <td></td> <td></td> </tr> <tr> <td></td> <td></td> </tr> </table> <p>C</p>					<table border="1"> <tr> <td></td> <td></td> </tr> <tr> <td></td> <td></td> </tr> </table> <p>D</p>				
																			
																			
																			
																			
																			
																			
																			
																			

4. Which of the four options given is a 180-degree rotation of the primary image?

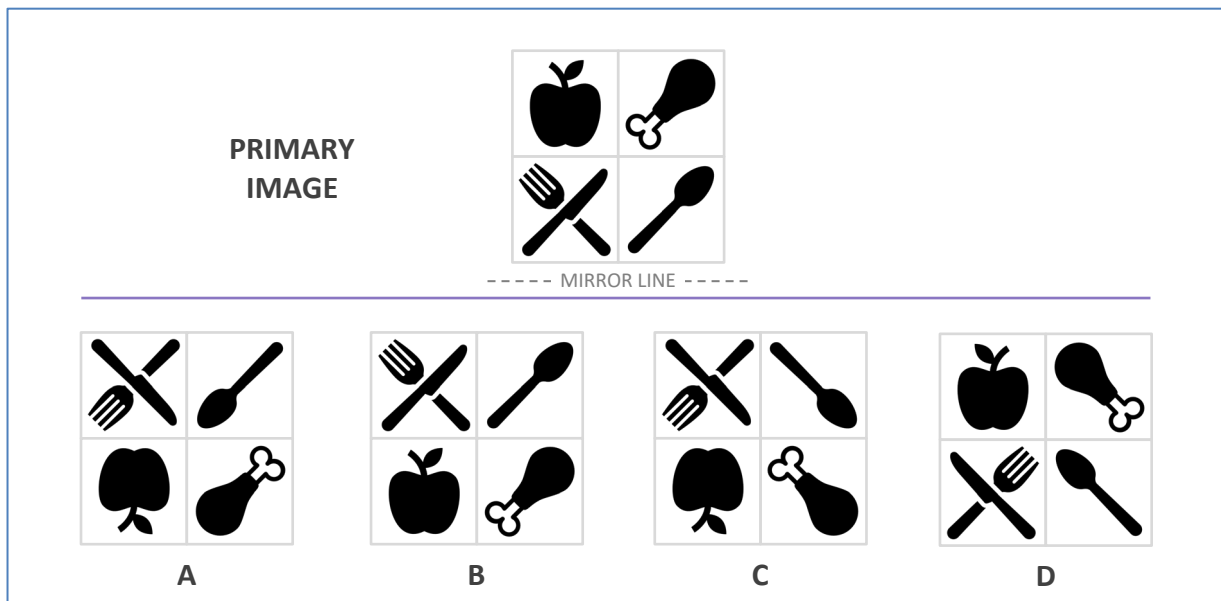
- A.
- B.
- C.
- D.





5. Which of the four options is the mirror reflection of the primary image?

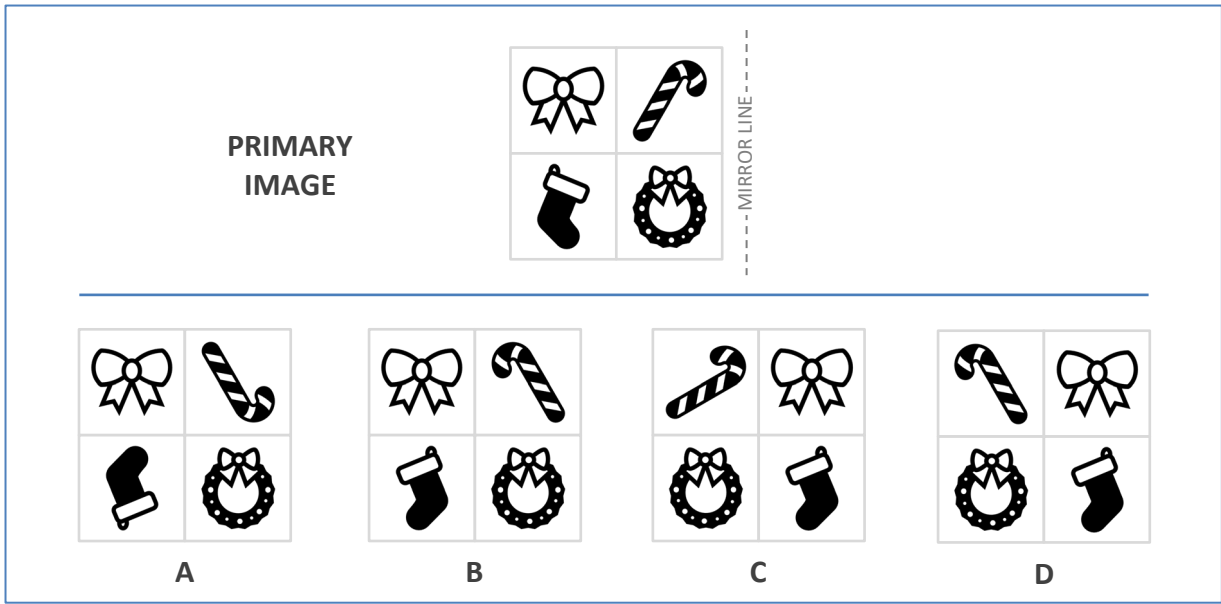
- A.
- B.
- C.
- D.



6. Which of the four options is the mirror reflection of the primary image?

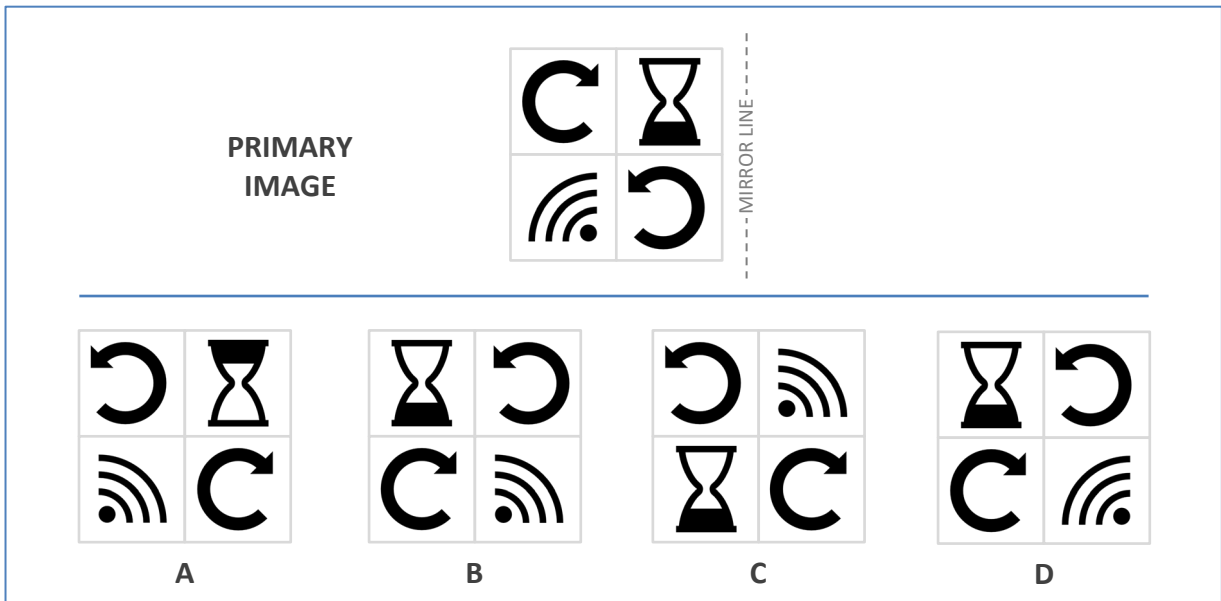
- A.
- B.
- C.
- D.





7. Which of the four options is the mirror reflection of the primary image?

- A.
- B.
- C.
- D.



8. Which of the four options is the mirror reflection of the primary image?

- A.
- B.
- C.
- D.

STOP. This is the end of the test.



The answers

To score your test please look back through your answers and input them (e.g. A, B, C or D) in the table below under the column 'My answer'. Once you've transferred your answers into the table you can then compare them with the correct answers. Give yourself one mark for each correct answer.

Q.	My answer	Correct answer
1.		C
2.		D
3.		C
4.		B
5.		A
6.		C
7.		D
8.		B
		My TOTAL Score

Doing your best

- Whatever your score we recommend that you keep practising. Try the test again.
- After trying the test again, if you got any of the answers wrong then go back and work out where and why you went wrong on each question.
- If you have gone over a wrong answer and don't understand why it is wrong, then ask a friend or relative who might be able to help you understand why.

Completing other practice tests

Research has shown that practice can help you to improve your chances of performing well on a test. OPC Assessment have other practice tests available that you might be interested in completing. Please visit our website www.theopc.co.uk for further information.

And finally, good luck!

