

opc assessment

PRACTICE TESTS

Practice Ticket Checking

Free Version v1.5

© Copyright 2025, OPC Assessment Ltd.

Any copying in whole or in part is not permitted.

These materials should only be printed once and should not be re-distributed otherwise it is an infringement of copyright and a criminal offence.

About the Ticket Checking practice test

This ticket checking practice test is suitable to help you prepare for a number of our tests and exercises that you may be asked to sit at an assessment centre, including the:

- **Gateline Ticket Checking Test (GTCT);** and
- **Ticket Checking Test (TCT).**

Why practice?

The purpose of a practice test is to familiarise you with what will be expected of you when you complete the real test. It is not a mini version of the real test, nor is it intended to train you to pass the real test. Therefore, you will find the contents of the practice test to be similar, but not identical to the real test. Regardless of whether you are sitting an online or paper version of the test, the practice materials will still help you to do your best, even if you do the practice on paper.

Improve your performance with this practice test

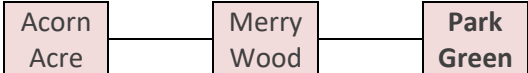
Research has shown that your score on a test is likely to improve if you practice. So, if you spend some time practising with this practice test then you will help yourself to do your best.

How to complete this practice test

For this practice test, you are working at the station barrier at **Park Green Station**. Your job is to check the tickets of customers:

- going from the station concourse onto the platform AND
- the tickets of customers coming off the train platform.

Read the reference information below: this is information that you will need to be able to complete this practice test.

<u>REFERENCE INFORMATION</u>	Peak/Off-Peak Hours
<p>Train Line</p>  <pre> graph LR A[Acorn Acre] --- B[Merry Wood] B --- C[Park Green] </pre>	<ul style="list-style-type: none"> • 07:30 – 09:30 Peak • 09:31 – 07:29 Off-Peak <p>Please note: Peak tickets can also be used on off-peak trains.</p>



For this practice test, you have to look at tickets shown to you by customers going both ways through the barriers to check whether they are valid or not. You need to check the ticket date and whether it is peak or off-peak. You will also need to look at today's date and time to help you to make this decision; for each question you will be given information on today's date and time.

You are based at **Park Green** Station and need to check each ticket to see:

- that it is for the correct date;
- that the ticket is not being used at the wrong time, i.e. an off-peak ticket cannot be used during peak hours, however remember that a peak ticket can be used during off-peak hours; and
- that the ticket covers the passenger for the whole of their journey. In order to do this, you will need to check both the 'To' and 'From' stations on the ticket and look at whether the customer is showing their ticket:
 - as they move through the barrier from the station concourse to the platform OR
 - as they move through the barrier from the platform to the station concourse.

If you find that one or more parts of the ticket are not correct, then you must fill in the appropriate box or boxes in the 'reason' section of the answer box for that question.

Finally, once you have made these checks, you must then decide whether the ticket overall is valid or invalid. Once you have made your decision, you must fill in the box for 'Yes' or 'No' in the 'valid' section of the answer box for that question.

Remember, you must leave the 'reason' boxes empty unless you want to indicate that the ticket is not valid.

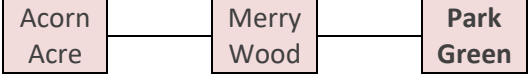
There are **6** questions in total. You can either:

- Print this document out and mark your answers with a pencil in the check box next to your choice for each question; or,
- Work through the questions inside this PDF and mark your answers by clicking on the check box next to your choice for each question.

On the next page you will find a worked example.

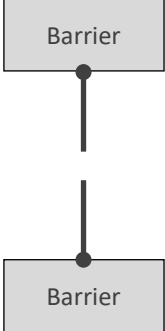


Worked Example

REFERENCE INFORMATION	Peak/Off-Peak Hours
Train Line 	<ul style="list-style-type: none"> • 07:30 – 09:30 Peak • 09:31 – 07:29 Off-Peak Please note: Peak tickets can also be used on off-peak trains.

Today is 5th July 2024 and the time is 07:45

Station Concourse	Platform																												
1. <table border="1" style="width: 100%;"> <thead> <tr> <th colspan="2" style="text-align: center;"><i>Ticket</i></th> </tr> </thead> <tbody> <tr> <td>Date:</td> <td>05-JUL-2024</td> </tr> <tr> <td>From:</td> <td>Park Green</td> </tr> <tr> <td>To:</td> <td>Merry Wood</td> </tr> <tr> <td>Ticket Type:</td> <td>PEAK</td> </tr> <tr> <td>Adult:</td> <td>ONE</td> </tr> <tr> <td>Child:</td> <td>NIL</td> </tr> </tbody> </table>	<i>Ticket</i>		Date:	05-JUL-2024	From:	Park Green	To:	Merry Wood	Ticket Type:	PEAK	Adult:	ONE	Child:	NIL	2. <table border="1" style="width: 100%;"> <thead> <tr> <th colspan="2" style="text-align: center;"><i>Ticket</i></th> </tr> </thead> <tbody> <tr> <td>Date:</td> <td>05-JUL-2024</td> </tr> <tr> <td>From:</td> <td>Acorn Acre</td> </tr> <tr> <td>To:</td> <td>Park Green</td> </tr> <tr> <td>Ticket Type:</td> <td>OFF-PEAK</td> </tr> <tr> <td>Adult:</td> <td>NIL</td> </tr> <tr> <td>Child:</td> <td>ONE</td> </tr> </tbody> </table>	<i>Ticket</i>		Date:	05-JUL-2024	From:	Acorn Acre	To:	Park Green	Ticket Type:	OFF-PEAK	Adult:	NIL	Child:	ONE
<i>Ticket</i>																													
Date:	05-JUL-2024																												
From:	Park Green																												
To:	Merry Wood																												
Ticket Type:	PEAK																												
Adult:	ONE																												
Child:	NIL																												
<i>Ticket</i>																													
Date:	05-JUL-2024																												
From:	Acorn Acre																												
To:	Park Green																												
Ticket Type:	OFF-PEAK																												
Adult:	NIL																												
Child:	ONE																												



E1.

Valid?	Reason:
<input checked="" type="checkbox"/> Yes	<input type="checkbox"/> Date
<input type="checkbox"/> No	<input type="checkbox"/> Peak/Off Peak
	<input type="checkbox"/> Destination

E2.

Valid?	Reason:
<input type="checkbox"/> Yes	<input type="checkbox"/> Date
<input checked="" type="checkbox"/> No	<input checked="" type="checkbox"/> Peak/Off Peak
	<input type="checkbox"/> Destination

Explanation for Example 1

The ticket is dated **05-JUL-2024**, and you are informed that today's date is 5th July 2024. This means the ticket is for the correct date. As a result, the 'Date' box under 'Reason' has been left blank.

The ticket type is **PEAK**, and the time given is 07:45, which falls within peak travel hours. Therefore, this aspect of the ticket is valid, and the 'Peak/Off-Peak' box under 'Reason' has also been left blank.



The ticket is from **Park Green** (the station that you are based at) to **Merry Wood**. You are checking the ticket as the customer moves from the station concourse onto the platform, so the destination details are correct. As such, the 'Destination' box under 'Reason' remains blank.

Since all the relevant 'Reason' boxes are blank, this indicates the ticket is fully valid, and you should tick the 'Yes' box under 'Valid?'.

Explanation for Example 2

The ticket is dated **05-JUL-2024**, and you are informed that today's date is 5th July 2024. This means the ticket is for the correct date. As a result, the 'Date' box under 'Reason' has been left blank.

The ticket type is **OFF-PEAK** and you are told that the time is 07:45, so this part of the ticket is not valid as the customer should have a peak ticket for travel at that time. Therefore, under 'Reason', the 'Peak/Off-Peak' box has been filled in.

The ticket is from **Acorn Acre** to **Park Green**. You are checking the ticket the other way round here, i.e., as customers move from the platform onto the station concourse, so the destinations on the ticket are correct. As such, the 'Destination' box under 'Reason' remains blank.

As one of the 'Reason' boxes has been filled in, this indicates the ticket is not valid and you should fill in the 'No' box under 'Valid?'.

Final Instructions

When you are certain that you understand the examples and the explanations given, you are ready to sit the practice test.

Remember:

- Work through the questions as quickly and accurately as you can.
- If you are not sure of an answer then select your best choice.
- You can use rough paper to make any notes.

Now turn over to complete the practice questions



Questions

<p>REFERENCE INFORMATION</p> <p>Train Line</p> <div style="display: flex; align-items: center; gap: 20px;"> <div style="border: 1px solid black; padding: 5px; text-align: center;">Acorn Acre</div> <div style="border: 1px solid black; padding: 5px; text-align: center;">Merry Wood</div> <div style="border: 1px solid black; padding: 5px; text-align: center;">Park Green</div> </div>	<p>Peak/Off-Peak Hours</p> <ul style="list-style-type: none"> 07:30 – 09:30 Peak 09:31 – 07:29 Off-Peak <p>Please note: Peak tickets can also be used on off-peak trains.</p>
---	--

Today is 18th September 2024 and the time is 09:15

Station Concourse	Platform																												
<p>1. <table border="1" style="width: 100%; border-collapse: collapse;"><tr><th colspan="2" style="text-align: center;">Ticket</th></tr><tr><td style="width: 20%;">Date:</td><td>17-SEP-2024</td></tr><tr><td>From:</td><td>Park Green</td></tr><tr><td>To:</td><td>Merry Wood</td></tr><tr><td>Ticket Type:</td><td>PEAK</td></tr><tr><td>Adult:</td><td>ONE</td></tr><tr><td>Child:</td><td>NIL</td></tr></table></p> <p>2. <table border="1" style="width: 100%; border-collapse: collapse;"><tr><th colspan="2" style="text-align: center;">Ticket</th></tr><tr><td style="width: 20%;">Date:</td><td>18-SEP-2024</td></tr><tr><td>From:</td><td>Park Green</td></tr><tr><td>To:</td><td>Acorn Acre</td></tr><tr><td>Ticket Type:</td><td>PEAK</td></tr><tr><td>Adult:</td><td>NIL</td></tr><tr><td>Child:</td><td>ONE</td></tr></table></p>	Ticket		Date:	17-SEP-2024	From:	Park Green	To:	Merry Wood	Ticket Type:	PEAK	Adult:	ONE	Child:	NIL	Ticket		Date:	18-SEP-2024	From:	Park Green	To:	Acorn Acre	Ticket Type:	PEAK	Adult:	NIL	Child:	ONE	
Ticket																													
Date:	17-SEP-2024																												
From:	Park Green																												
To:	Merry Wood																												
Ticket Type:	PEAK																												
Adult:	ONE																												
Child:	NIL																												
Ticket																													
Date:	18-SEP-2024																												
From:	Park Green																												
To:	Acorn Acre																												
Ticket Type:	PEAK																												
Adult:	NIL																												
Child:	ONE																												

1.

Valid? <input type="checkbox"/> Yes <input type="checkbox"/> No	Reason: <input type="checkbox"/> Date <input type="checkbox"/> Peak/Off Peak <input type="checkbox"/> Destination
--	---

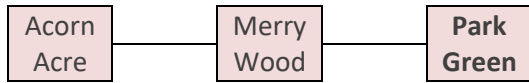
2.

Valid? <input type="checkbox"/> Yes <input type="checkbox"/> No	Reason: <input type="checkbox"/> Date <input type="checkbox"/> Peak/Off Peak <input type="checkbox"/> Destination
--	---



REFERENCE INFORMATION

Train Line



Peak/Off-Peak Hours

- 07:30 – 09:30 Peak
- 09:31 – 07:29 Off-Peak

Please note: Peak tickets can also be used on off-peak trains.

Today is 18th September 2024 and the time is 09:15

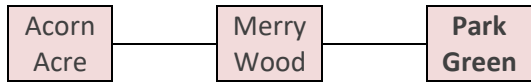
	Station Concourse		Platform														
3.	<table border="1" style="width: 100%; border-collapse: collapse;"> <thead> <tr> <th colspan="2" style="text-align: center;"><i>Ticket</i></th> </tr> </thead> <tbody> <tr> <td style="text-align: right;">Date:</td> <td>18-SEP-2024</td> </tr> <tr> <td style="text-align: right;">From:</td> <td>Merry Wood</td> </tr> <tr> <td style="text-align: right;">To:</td> <td>Acorn Acre</td> </tr> <tr> <td style="text-align: right;">Ticket Type:</td> <td>OFF-PEAK</td> </tr> <tr> <td style="text-align: right;">Adult:</td> <td>NIL</td> </tr> <tr> <td style="text-align: right;">Child:</td> <td>ONE</td> </tr> </tbody> </table>	<i>Ticket</i>		Date:	18-SEP-2024	From:	Merry Wood	To:	Acorn Acre	Ticket Type:	OFF-PEAK	Adult:	NIL	Child:	ONE		
<i>Ticket</i>																	
Date:	18-SEP-2024																
From:	Merry Wood																
To:	Acorn Acre																
Ticket Type:	OFF-PEAK																
Adult:	NIL																
Child:	ONE																

3.	Valid?	Reason:
	<input type="checkbox"/> Yes	<input type="checkbox"/> Date
	<input type="checkbox"/> No	<input type="checkbox"/> Peak/Off Peak
		<input type="checkbox"/> Destination



REFERENCE INFORMATION

Train Line



Peak/Off-Peak Hours

- 07:30 – 09:30 Peak
- 09:31 – 07:29 Off-Peak

Please note: Peak tickets can also be used on off-peak trains.

Today is 27th November 2024 and the time is 11:29

Station Concourse	Platform																												
	<p>4.</p> <table border="1" style="width: 100%; border-collapse: collapse;"> <thead> <tr> <th colspan="2" style="text-align: center;"><i>Ticket</i></th> </tr> </thead> <tbody> <tr> <td style="text-align: right;">Date:</td> <td>27-NOV-2024</td> </tr> <tr> <td style="text-align: right;">From:</td> <td>Merry Wood</td> </tr> <tr> <td style="text-align: right;">To:</td> <td>Park Green</td> </tr> <tr> <td style="text-align: right;">Ticket Type:</td> <td>PEAK</td> </tr> <tr> <td style="text-align: right;">Adult:</td> <td>ONE</td> </tr> <tr> <td style="text-align: right;">Child:</td> <td>NIL</td> </tr> </tbody> </table> <p>5.</p> <table border="1" style="width: 100%; border-collapse: collapse;"> <thead> <tr> <th colspan="2" style="text-align: center;"><i>Ticket</i></th> </tr> </thead> <tbody> <tr> <td style="text-align: right;">Date:</td> <td>25-NOV-2024</td> </tr> <tr> <td style="text-align: right;">From:</td> <td>Acorn Acre</td> </tr> <tr> <td style="text-align: right;">To:</td> <td>Park Green</td> </tr> <tr> <td style="text-align: right;">Ticket Type:</td> <td>OFF-PEAK</td> </tr> <tr> <td style="text-align: right;">Adult:</td> <td>ONE</td> </tr> <tr> <td style="text-align: right;">Child:</td> <td>NIL</td> </tr> </tbody> </table>	<i>Ticket</i>		Date:	27-NOV-2024	From:	Merry Wood	To:	Park Green	Ticket Type:	PEAK	Adult:	ONE	Child:	NIL	<i>Ticket</i>		Date:	25-NOV-2024	From:	Acorn Acre	To:	Park Green	Ticket Type:	OFF-PEAK	Adult:	ONE	Child:	NIL
<i>Ticket</i>																													
Date:	27-NOV-2024																												
From:	Merry Wood																												
To:	Park Green																												
Ticket Type:	PEAK																												
Adult:	ONE																												
Child:	NIL																												
<i>Ticket</i>																													
Date:	25-NOV-2024																												
From:	Acorn Acre																												
To:	Park Green																												
Ticket Type:	OFF-PEAK																												
Adult:	ONE																												
Child:	NIL																												

4.

Valid?	Reason:
<input type="checkbox"/> Yes	<input type="checkbox"/> Date
<input type="checkbox"/> No	<input type="checkbox"/> Peak/Off Peak
	<input type="checkbox"/> Destination

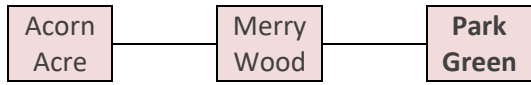
5.

Valid?	Reason:
<input type="checkbox"/> Yes	<input type="checkbox"/> Date
<input type="checkbox"/> No	<input type="checkbox"/> Peak/Off Peak
	<input type="checkbox"/> Destination



REFERENCE INFORMATION

Train Line



Peak/Off-Peak Hours

- 07:30 – 09:30 Peak
- 09:31 – 07:29 Off-Peak

Please note: Peak tickets can also be used on off-peak trains.

Today is 27th November 2024 and the time is 11:29

<p>Station Concourse</p>		<p>Platform</p>														
		<p>6.</p> <table border="1" style="width: 100%; border-collapse: collapse;"> <thead> <tr> <th colspan="2" style="text-align: center;"><i>Ticket</i></th> </tr> </thead> <tbody> <tr> <td style="text-align: right;">Date:</td> <td>27-NOV-2024</td> </tr> <tr> <td style="text-align: right;">From:</td> <td>Acorn Acre</td> </tr> <tr> <td style="text-align: right;">To:</td> <td>Park Green</td> </tr> <tr> <td style="text-align: right;">Ticket Type:</td> <td>OFF-PEAK</td> </tr> <tr> <td style="text-align: right;">Adult:</td> <td>ONE</td> </tr> <tr> <td style="text-align: right;">Child:</td> <td>NIL</td> </tr> </tbody> </table>	<i>Ticket</i>		Date:	27-NOV-2024	From:	Acorn Acre	To:	Park Green	Ticket Type:	OFF-PEAK	Adult:	ONE	Child:	NIL
<i>Ticket</i>																
Date:	27-NOV-2024															
From:	Acorn Acre															
To:	Park Green															
Ticket Type:	OFF-PEAK															
Adult:	ONE															
Child:	NIL															

6.

Valid?	Reason:
<input type="checkbox"/> Yes	<input type="checkbox"/> Date
<input type="checkbox"/> No	<input type="checkbox"/> Peak/Off Peak
	<input type="checkbox"/> Destination

STOP. This is the end of the test.



The answers

To score your test please look back through your answers and give yourself one mark for each correct answer and note it in the 'My Score' column. A maximum of 2 marks are available for each question.

Q.	Valid?	Reason	My Score
1.	No	Date	
2.	Yes		
3.	No	Peak/Off-Peak & Destination	
4.	Yes		
5.	No	Date	
6.	Yes		
My TOTAL Score:			

Doing your best

- Whatever your score we recommend that you keep practising. Try the test again.
- After trying the test again, if you got any of the answers wrong then go back and work out where and why you went wrong on each question.
- If you have gone over a wrong answer and don't understand why it is wrong, then ask a friend or relative who might be able to help you understand why.

Completing other practice tests

Research has shown that practice can help you improve your chances of performing well on a test.

OPC Assessment have other practice tests available that you might be interested in completing. Please visit our website www.theopc.co.uk for further information.

And finally, good luck!

