

opc assessment

PRACTICE TESTS

# Core Skills Diagrammatic Reasoning Test (CoreD)

---

Free Sample v1.3

---

© Copyright 2023, OPC Assessment Ltd.

Any copying in whole or in part is not permitted.

These materials should only be printed once and should not be re-distributed otherwise it is an infringement of copyright and a criminal offence.

---

## About the Core Skills Diagrammatic Reasoning Test (CoreD)

The Core Skills Diagrammatic Reasoning Test (CoreD) is designed to develop your ability to understand concepts and ideas, visualized with the use of diagrams and imagery instead of by linguistic or algebraic means.

### Improve your performance with the practice test

Research has shown that your score on the test is likely to improve if you practice. So if you spend some time practising with this practice test then you will help yourself to do your best.

### How to complete the practice test

In each question you will be presented with a sequence of shapes and rules. There will be a shape at the beginning and a shape at the end of the sequence. Between the two shapes there will be two rules that have been used in the order shown to transform the shape at the beginning into the shape at the end.

For each question a shape or a rule in the sequence will be missing with a question mark “?” in its place. It is your task to work out what that missing “?” shape or rule in the sequence is. The sequence order is as follows:


Shape 1

Rule 1

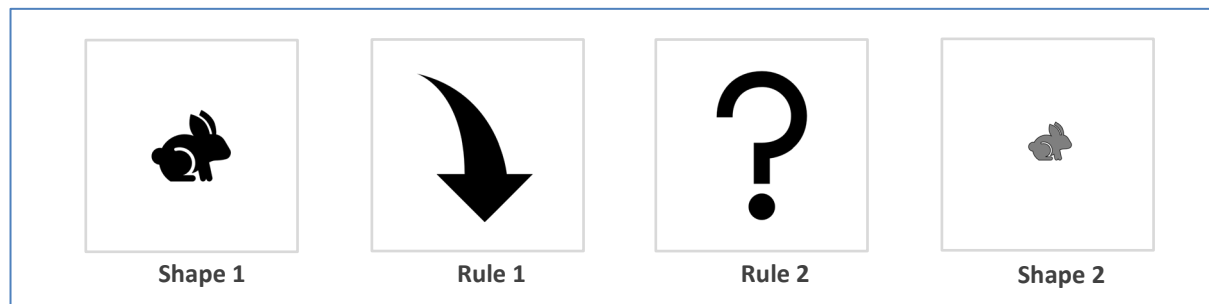
Rule 2

Shape 2

For example, in the diagram below, your task would be to decide what Shape 2 is:



However, in the diagram below, your task would be to decide what Rule 2 is:




## How the rules work

The diagram below shows the 4 different rules that can be found in this practice test and what they do. We would recommend either keeping a copy of this page open or printing the next page so that you can quickly refer back to what the rules do as you complete the practice test. It will help you if you take time to familiarise yourself with the rules before you start the test.




### Larger

This makes the shape larger, for example:




### Smaller

This makes the shape smaller, for example:




### Darker

This makes the shape darker, for example:

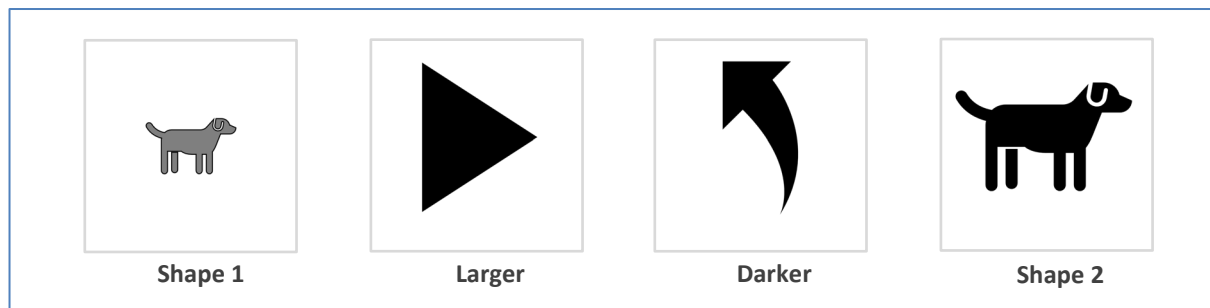


**Lighter**

This makes the shape lighter, for example:



There will be **2 rules in each diagram**, this means that a combination of two rules is used to transform shape 1 into shape 2. For example, if the Larger rule and the Darker rule are used, the result would be as follows:



## Final Instructions

There are 4 potential answers for each question labelled A, B, C or D. You have to choose the answer you think is correct. There are 15 questions in total. You can either:

- print this document out and mark your answers with a pen in the tick box  next to your choice (A, B, C, or D) for each question; or,
- work through the questions inside this PDF and mark your answers by clicking on the tick box  next to your choice (A, B, C, or D) for each question.

### Remember:





- Work through the questions as quickly and accurately as you can.
- If you are not sure of an answer then select your best answer.
- You can use rough paper to make any notes.

Answers for the questions are given at the end of this document.





To start the practice test please go to the next page.



## Questions





			
Shape 1	Rule 1	Rule 2	Shape 2

---





			
A	B	C	D

Q1. Which of the four options should be in place of the question mark?

- A.
- B.
- C.
- D.

			
Shape 1	Rule 1	Rule 2	Shape 2





---

			
A	B	C	D





Q2. Which of the four options should be in place of the question mark?

- A.
- B.
- C.
- D.







			
<b>Shape 1</b>	<b>Rule 1</b>	<b>Rule 2</b>	<b>Shape 2</b>

---





			
<b>A</b>	<b>B</b>	<b>C</b>	<b>D</b>

Q3. Which of the four options should be in place of the question mark?

- A.
- B.
- C.
- D.

			
<b>Shape 1</b>	<b>Rule 1</b>	<b>Rule 2</b>	<b>Shape 2</b>







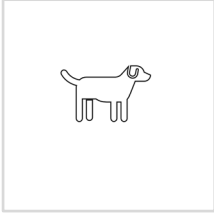

---

			
<b>A</b>	<b>B</b>	<b>C</b>	<b>D</b>

Q4. Which of the four options should be in place of the question mark?









- A.
- B.
- C.
- D.



			
<b>Shape 1</b>	<b>Rule 1</b>	<b>Rule 2</b>	<b>Shape 2</b>
			
<b>A</b>	<b>B</b>	<b>C</b>	<b>D</b>

Q5. Which of the four options should be in place of the question mark?





- A.
- B.
- C.
- D.

			
<b>Shape 1</b>	<b>Rule 1</b>	<b>Rule 2</b>	<b>Shape 2</b>
			
<b>A</b>	<b>B</b>	<b>C</b>	<b>D</b>





Q6. Which of the four options should be in place of the question mark?

- A.
- B.
- C.
- D.







			
Shape 1	Rule 1	Rule 2	Shape 2

---





			
A	B	C	D

Q7. Which of the four options should be in place of the question mark?

- A.
- B.
- C.
- D.

			
Shape 1	Rule 1	Rule 2	Shape 2

---









			
A	B	C	D

Q8. Which of the four options should be in place of the question mark?

- A.
- B.
- C.
- D.













			
Shape 1	Rule 1	Rule 2	Shape 2
			
A	B	C	D

Q9. Which of the four options should be in place of the question mark?





- A.
- B.
- C.
- D.

			
Shape 1	Rule 1	Rule 2	Shape 2
			
A	B	C	D





Q10. Which of the four options should be in place of the question mark?

- A.
- B.
- C.
- D.







			
Shape 1	Rule 1	Rule 2	Shape 2

---





			
A	B	C	D

Q11. Which of the four options should be in place of the question mark?

- A.
- B.
- C.
- D.

			
Shape 1	Rule 1	Rule 2	Shape 2





---

			
A	B	C	D





Q12. Which of the four options should be in place of the question mark?

- A.
- B.
- C.
- D.







			
Shape 1	Rule 1	Rule 2	Shape 2

---





			
A	B	C	D

Q13. Which of the four options should be in place of the question mark?

- A.
- B.
- C.
- D.

			
Shape 1	Rule 1	Rule 2	Shape 2









---

			
A	B	C	D

Q14. Which of the four options should be in place of the question mark?

- A.
- B.
- C.
- D.



			
Shape 1	Rule 1	Rule 2	Shape 2
			
A	B	C	D

Q15. Which of the four options should be in place of the question mark?

- A.
- B.
- C.
- D.

**STOP. This is the end of the test.**



## The answers

Q.	My answer	Correct answer
1.		A
2.		C
3.		D
4.		C
5.		B
6.		C
7.		B
8.		B
9.		D
10.		A
11.		A
12.		B
13.		C
14.		B
15.		A
		<b>My TOTAL Score</b>

## Doing your best

- Whatever your score we recommend that you keep practising. Try the test again.
- After trying the test again, if you got any of the answers wrong then go back and work out where and why you went wrong on each question.
- If you have gone over a wrong answer and don't understand why it is wrong, then ask a friend or relative who might be able to help you understand why.

## Completing other practice tests

Research has shown that practice can help you to improve your chances of performing well on a test. OPC Assessment have other practice tests available that you might be interested in completing. Please visit our website [www.theopc.co.uk](http://www.theopc.co.uk) for further information.

**And finally, good luck!**

